

Genie® GTH™ -1256

Specifications

Models	GTH-1256	
Measurements	US	METRIC
Maximum lift height	56 ft 3 in	17.15 m
Maximum forward reach	42 ft	12.80 m
Reach at maximum height	7 ft 11 in	2.41 m
A Height, stowed	8 ft 8 in	2.63 m
B Length, stowed (without forks)	22 ft 8 in	6.91 m
Width	8 ft 6 in	2.59 m
C Wheelbase	11 ft 6 in	3.51 m
D Ground clearance, center	1 ft 3 in	0.38 m
E Ground clearance, axle	1 ft 6 in	0.46 m
Fork cross section	2.4×4 in	61×99 mm

Productivity

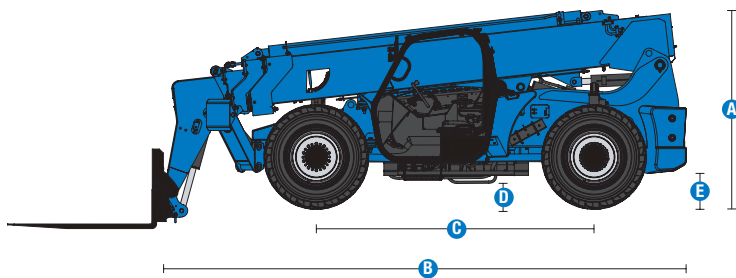
Maximum lift capacity	12,000 lb	5,443 kg
Lift capacity at maximum height	6,000 lb	2,721 kg
Lift capacity at maximum reach	3,500 lb	1,588 kg
Raise/Lower boom	20/17 sec	
Extend/Retract	35/28.5 sec	
Drive speed	17 mph (121hp PS)	27 km/h (121hp PS)
Draw bar pull	25,000 lb (121hp PS)	11,340 kg (121hp PS)
Frame leveling (side to side)	10°	
Turning radius, outside (4WS)	14 ft 3 in	4.34 m
Auxiliary hydraulic flow	2-15 gpm	7.57-56.8 lpm
Auxiliary hydraulic pressure	3,200 psi	220.6 bar
Tires, standard size	Genie Enduro A/T 400/75-28	

Power

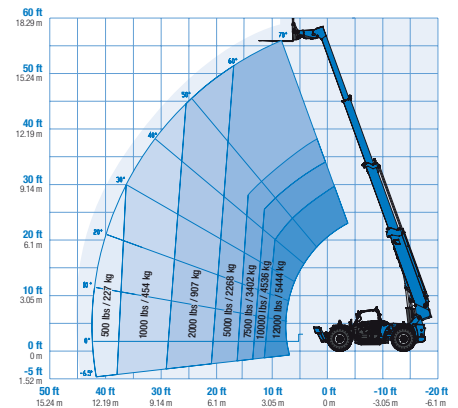
Power source	Diesel	
Electrical system voltage	12V	
Alternator	Deutz TCD 3.6 - 95 amp	
Battery	1000 CCA 0°F (-18°C)	
Hydraulic tank capacity	27 gal	102.2L
Hydraulic system capacity (w/tank)	52 gal	196.8L
Fuel tank capacity	30 gal	113.6L

Weight

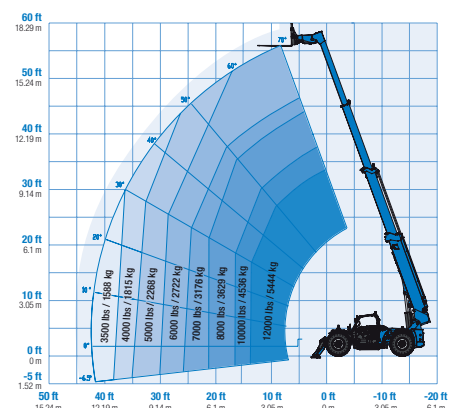
Weight*	34,500 lb	15,649 kg
---------	-----------	-----------



Range of motion GTH-1256 with stabilizers up



Range of motion GTH-1256 with stabilizers down



(1) Weight will vary depending on options and/or country standards.
 (2) Load ratings vary depending on attachment.

Genie® GTH™ -1256

SKU: Standard Model

- **GTH12561AF0024:** GTH-1256, 121 hp, PS, Open cab
- **GTH12561AF0025:** GTH-1256, 121 hp, PS, Closed cab w/ AC and heater, road and work lights, flashing beacon

* Build to Order

Option availability		S	S+	BtO	
Cab	Cab ROPS/FOPS canopy*	✓	✓	✓	
	Closed cab: Heater, defrost, wipers, washer, split door*	✓	✓	✓	
	Closed cab: AC, heater, defrost, wipers, washer, split door*	✓	✓	✓	
	Front and top glass		○	○	
	Lift Guard White Noise Alarm			○	
	Rear Proximity Alarm		○	○	
	Rear proximity alarm with back-up camera and display		○	○	
	Fire extinguisher		○	○	
	3in/7.6cm high visibility red retractable seat belt	✓	✓	✓	
	Adjustable suspended seat	✓	✓	✓	
	Backup alarm	✓	✓	✓	
	Full gauge cluster with engine diagnostics	✓	✓	✓	
	Fully proportional hydraulic boom controls	✓	✓	✓	
	Machine level indicator	✓	✓	✓	
	Mirrors - LH canopy mounted and RH chassis mounted	✓	✓	✓	
	Multi-function joystick controller	✓	✓	✓	
	Chassis	121 hp, Deutz TCD 3.6, T4f, Side-mounted engine	✓	✓	✓
		Powershift transmission (PS) 4-speed 121 hp	✓	✓	✓
Telematics-ready		✓	✓	✓	
Lift Connect Telematics			○	○	
Lift Connect with Access Manager upgrade			○	○	
Cold weather package				○	
Fenders set of four			○	○	
Lojack stolen vehicle recovery system				○	
Positive air shutdown system				○	
Flashing beacon			○	○	
Work lights: High output LED cab, boom, rear			○	○	
Road and work lights: High output LED front, cab, boom, rear			○	○	
Air filled Enduro A/T tires			○	○	
Foam filled Enduro A/T tires		✓	✓	✓	
Solid rough terrain tires			○	○	
Lockable battery disconnect			○	○	
3-mode power steering (2-wheel, 4-wheel coordinated and crab)		✓	✓	✓	
Frame leveling +/- 10 degrees		✓	✓	✓	
Full time 4WD with front and rear limited slip differential (LSD)		✓	✓	✓	
Internal multiple wet disc brakes		✓	✓	✓	
Rear axle stabilizing system	✓	✓	✓		
Spring applied, hydraulic release parking brake	✓	✓	✓		
Tilt steering wheel	✓	✓	✓		
Twin front mounted stabilizers	✓	✓	✓		
Boom	Genie manual Quick-Attach (QA) system	✓	✓	✓	
	Auxiliary hydraulic circuit (15 GPM)	✓	✓	✓	
	Boom angle indicator	✓	✓	✓	
	Lifting shackle at boom tip	✓	✓	✓	
	Self-leveling fork frame	✓	✓	✓	
Attachment	QA Carriage, 48in/1.2m	○	○	○	
	QA Carriage, 60in/1.6m	○	○	○	
	QA Carriage, 72in/1.8m	○	○	○	
	QA Side tilt (rotating) carriage, 60in/1.5m	○	○	○	
	QA Side tilt (rotating) carriage, 48in/1.2m	○	○	○	
	QA swing carriage, 72in/1.8m (45 deg L/R)	○	○	○	
	Pallet forks, 48in (2×4×48in)/(.05x.1×1.2m) - set of 2	○	○	○	
	Pallet forks, 60in (2×4×60in)/(.05x.1×1.5m) - set of 2	○	○	○	
	Pallet forks, 72in (2×4×72in)/(.05x.1×1.8m) - set of 2	○	○	○	
	Cubing tines, 48in (2×2×48in)/(.05x.05×1.2m) - set of 6	○	○	○	
Lumber forks, 60in (1.75×7×60in)/(.04x.18×1.5m) - set of 2	○	○	○		

*Choose from either Open cab or Closed cab/ Heater only or AC and Heater

- S Standard
- S+ Standard +
- BtO Build to Order
- ✓ Standard Features
- Options



Side Mounted Engine



Lift Shackle



Long Life Tires



Other Accessories⁽¹⁾

- Fire extinguisher

(1) More accessories available from Genie Genuine Parts.

Product specifications are subject to change without notice or obligation. Photographs and/or drawings herein are for illustrative purposes only. Refer to the appropriate Operator's Manual for instructions on proper equipment use. Failure to follow instructions in the Operator's Manual may result in serious injury or death. The only warranty applicable to our equipment is the standard written warranty applicable to the particular product and sale and we make no other warranty, express or implied. Products and services listed may be trademarks, service marks or trade names of Terex Corporation and/or their subsidiaries in the USA and many other countries. Terex, Genie, Quality By Design, Xtra Capacity, Lift Power, Lift Guard, Lift Tools, Lift Connect and Tech Pro Link are registered trademarks of Terex Corporation or its subsidiaries.

06/24

